



Cover 2:
Chester Mono

Cover 3:
Duke Old Gold

Cover 1:
Elara Forest

Randall Collection

Extra Flex[®]
Soft, Supportive Seating

Colours represented are to be used as a guide only.
Please refer to manufacturers swatch for a more accurate colour match.

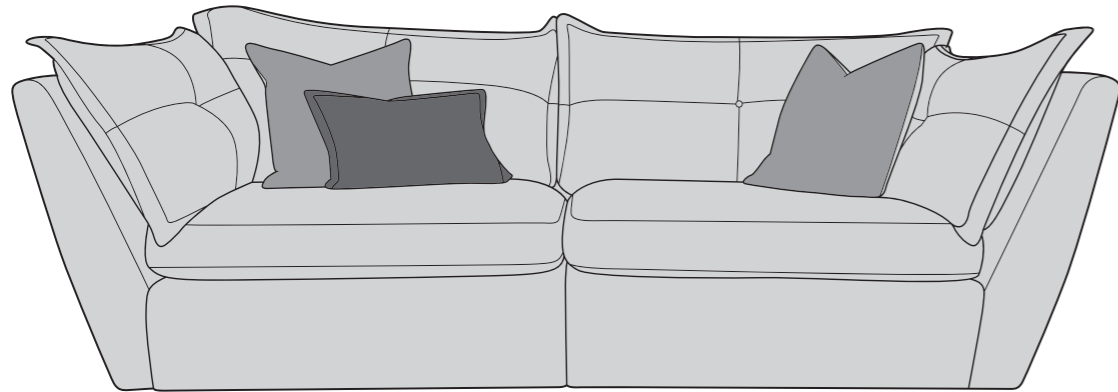
Please note that colour shadings can vary slightly from each roll of fabric.
We cannot guarantee a precise match to these samples or between cut lengths and upholstered goods.

28/09/2022

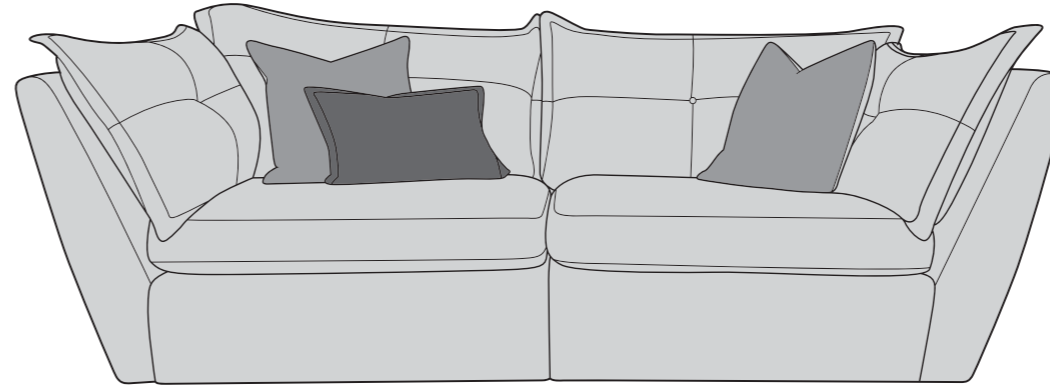
RANDALL COVER GUIDE: STANDARD BACK ONLY

Please use this guide when ordering the following pieces to clarify cover options.


4 Seater Modular (4ML + 4MR = 4MD)



3 Seater Modular (3ML + 3MR = 3MD)



Love Chair (LOV)

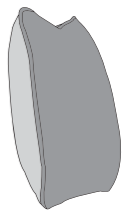


 **COVER 1**
(BODY)

 **COVER 2**
(SCATTER)

 **COVER 3**
(BOLSTER)

Scatter Cushions



Front = Cover 2
Back = Cover 1

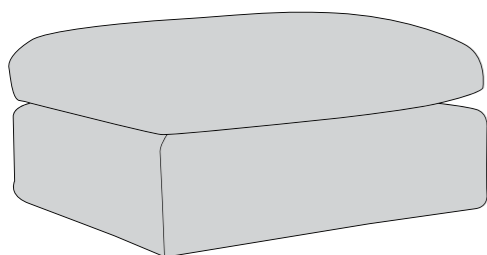
Bolster Cushion



Flanged Edge
Front = Cover 3
Back = Cover 1

SUGGESTED ACCENT PIECES

Randall Footstool (FST)



RANDALL DIMENSIONS (CM)

AVAILABLE PIECES	HEIGHT 1	WIDTH 2	DEPTH 3	SEAT HEIGHT 4	SEAT DEPTH 5	SEAT WIDTH 6	ACCESS DIAGONAL 7	OUTBACK HEIGHT 8	ARM HEIGHT 9	WEIGHT (KG)	SCATTER CUSHIONS
4 SEATER MODULAR SOFA (4MD)	89	264	110	48	73	182	275	76	76	96	3 (2 SCATTERS, 1 BOLSTER)
3 SEATER MODULAR SOFA (3MD)	89	225	110	48	73	143	268	76	76	88	3 (2 SCATTERS, 1 BOLSTER)
4ML/4MR UNIT	89	132	110	48	73	91	136	76	76	48	1 SCATTER / 1 SCATTER and 1 BOLSTER
3ML/3MR UNIT	89	112.5	110	48	73	81	164	76	76	44	1 SCATTER / 1 SCATTER and 1 BOLSTER
LOVE CHAIR (LOV)	89	164	110	48	73	77	183	76	76	59.5	1 (1 SCATTER)
ACCENT PIECES											
RANDALL FOOTSTOOL (FST)	52	106	89	N/A	N/A	N/A	138	N/A	N/A	26.5	N/A

* Hardwood & composite board frame.

* Dowelled, screwed, glued & stapled joinery.

* Both 4 & 3 seater modular sofas can only be supplied as complete units (4MD & 3MD)

* Fibre filled backs for added comfort.

* Extraflex seat interior.

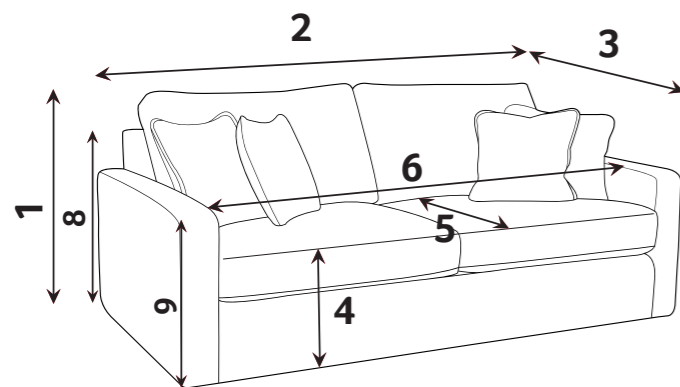
* Sumptuous feather filled arm pads for added comfort. 

* Feather filled scatters included. 

* Serpentine seat springs & silent wire.

* Elasticated back webbing.

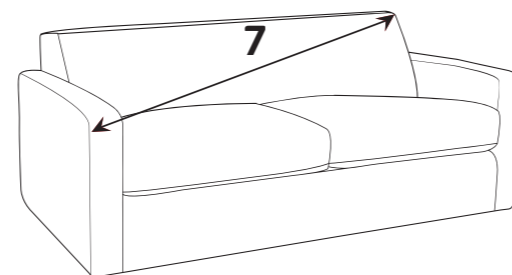
DIMENSION GUIDE



- 1 - HEIGHT
- 2 - WIDTH
- 3 - DEPTH
- 4 - SEAT HEIGHT
- 5 - SEAT DEPTH (STD & PILLOW)
- 6 - SEAT WIDTH
- 7 - DIAGONAL ACCESS
- 8 - OUTBACK HEIGHT
- 9 - ARM HEIGHT

Illustrations used for reference only.

Check the diagonal access dimension to ensure furniture will fit in your home.



Extra Flex®

A high density foam base seat interior with a hand-rolled carded fibre, channelled topper which provides both softness and support.

CARE GUIDE

Extraflex seat cushions should be **plumped up on a regular basis** to help maintain the aesthetic appeal of your upholstery, the plumping of cushions is essential to help retain the comfort and softness of any piece of upholstered furniture.

To improve the longevity of your hand-made furniture, we recommend rotating cushions (where applicable).

For further information on maintaining your furniture please refer to the care guide located under the seat platform.

